



TUSCALOOSA CITY

SCHOOL SYSTEM SNAPSHOT: 2021 EDITION*

P.O. Box 38991 | Tuscaloosa, AL 35403 | (205) 759-3560

Superintendent

Dr. Mike Daria

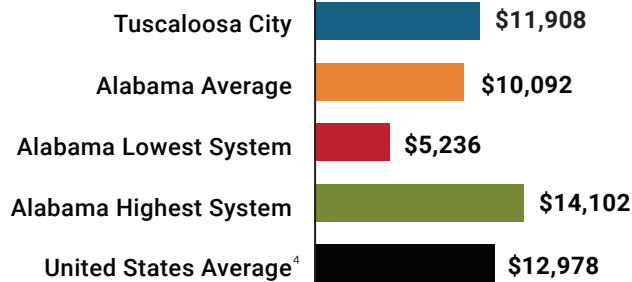
Board Members

Rev. Matthew Wilson, Eric Wilson, Patrick Hamner, Dr. Guy May, Kendra Williams, Erica Grant, Marvin Lucas, Erskine Simmons






 **\$9,111,518**
Cost of One Month's
Operation/General Fund

 **0.96**
Number of Months
Reserve Balance

Total Per-Pupil Expenditures (PPE)

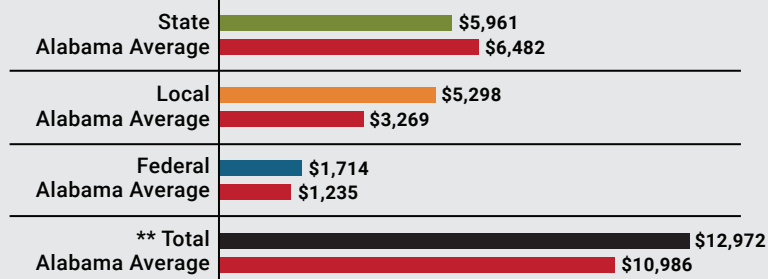


By the Numbers

	Schools¹	20
	Students/ADM²	10,120
	Free & Reduced Lunch	43%
	Community Eligibility Program	48%
	Number of Route Buses³	108
	Buses 10 yrs. old or less.....	100%
	Students Bused.....	7,329
	Full-Time Employees	1,503
	Teachers.....	718
	Principals/ Assistant Principals.....	39
	Counselors.....	31
	Librarians.....	21
	Other Certified Employees.....	85
	Support Personnel.....	609

Per-Pupil Revenue Sources

Tuscaloosa City Revenue Sources



125
STATE
RANK

9
LOCAL
RANK

32
FEDERAL
RANK

OVERALL SYSTEM RANK 14

** Total Revenue Among 137 School Systems

¹ Schools with enrollment, including Alternative and Career Technical Education

² Average Daily Membership

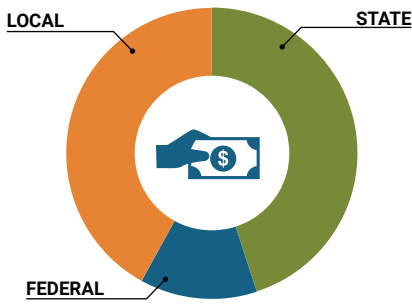
³ Data collected in FY19 and used for FY21 funding

⁴ 2019-2020 NEA Rankings of the States

* THIS REPORT INCLUDES FISCAL YEAR 2019 DATA

School System Revenue

How was your school system funded?¹



\$60,321,905	STATE	45%
\$17,346,342	FEDERAL	13%
\$57,173,249	LOCAL	42%
— \$14,502,580	Local 10-Mill Match	
\$42,670,669	AVAILABLE LOCAL REVENUE	

VALUE OF 1-MILL
For Your School System

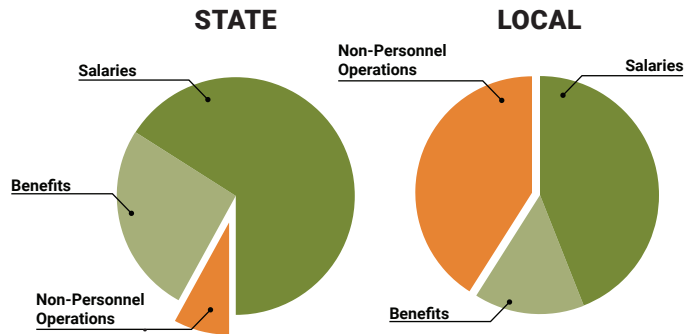
\$1,450,258

School System Spending

How did your school system spend state & local dollars?¹

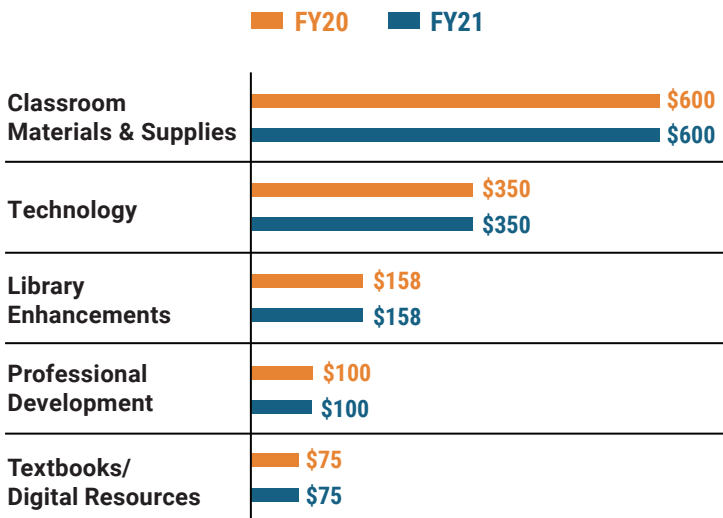
	STATE SPENDING ^{2,3}	LOCAL SPENDING ²
Salaries	\$46,478,270	\$16,685,335
Benefits	\$18,569,695	\$5,946,108
Non-Personnel Operations	\$5,475,103	\$15,930,570
TOTAL	\$70,523,067	\$38,652,013

¹ Revenues and expenditures may contain nominal variances
² Does not include debt service or capital outlay
³ Includes 10-mill match
⁴ Such as utilities, operations & maintenance, etc.

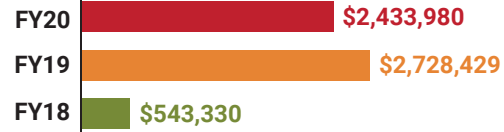


Only 8% of state funding is available for non-personnel expenditures⁴

Instructional Support



Educational Advancement & Technology Fund⁵



⁵ These one-time supplemental funds may be used for repairs and deferred maintenance, classroom instructional supplies, insurance for facilities, transportation, technology and school safety measures.

System Debt

TOTAL DEBT⁶	DEBT PER STUDENT
\$176,138,746	\$17,405

⁶ The debt totals in system audit reports may differ due to audit adjustments.



ALABAMA
ASSOCIATION OF
SCHOOL BOARDS

Sally Smith, J.D.
Executive Director

Lissa Tucker, J.D.
Director of Government Relations

43 South Jackson Street
Montgomery, Alabama 36104

1-800-562-0601 | AlabamaSchoolBoards.org

@AlaSchoolBoards Facebook.com/AlabamaSchoolBoards